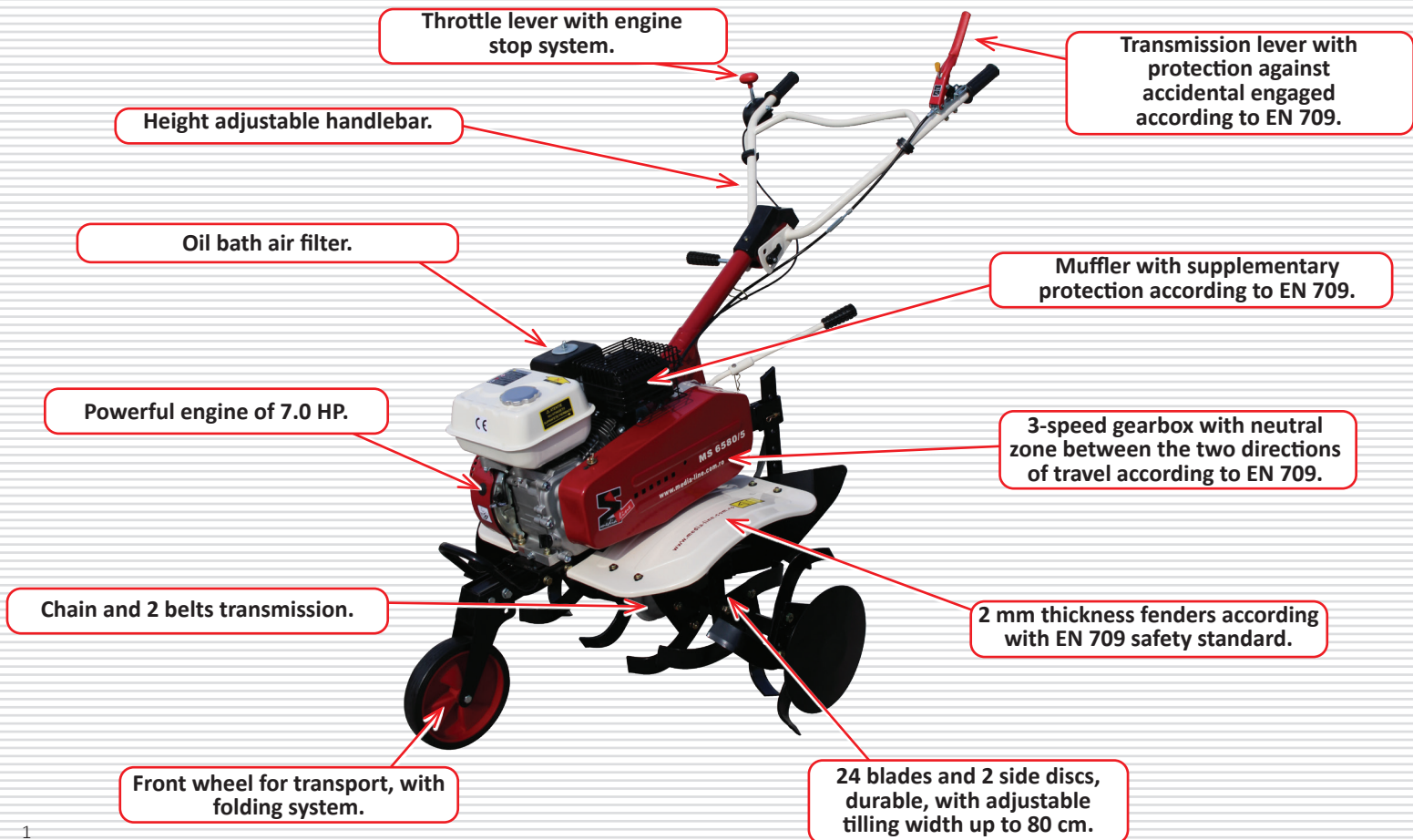


MEDIA LINE PRODUCT RANGE 2023



1st edition

MS 6580/4



Throttle lever with engine stop system.

Transmission lever with protection against accidental engaged according to EN 709.

Height adjustable handlebar.

Muffler with supplementary protection according to EN 709.

Oil bath air filter.

Powerful engine of 7.0 HP.

3-speed gearbox with neutral zone between the two directions of travel according to EN 709.

Chain and 2 belts transmission.

2 mm thickness fenders according with EN 709 safety standard.

Front wheel for transport, with folding system.

24 blades and 2 side discs, durable, with adjustable tilling width up to 80 cm.

MS 6580/4



Motor: 4 stroke, 1 cylinder, air cooled

Power: 7.0 HP

Fuel: unleaded gasoline

Starter: recoil

Air filter: oil bath

Gear box: 3 gears (2 forward + 1 reverse)

Transmission: double belt and chain

Rotating tiller: adjustable, 80 cm, 24 blades
and lateral discs

Handlebar: vertically adjustable

Weight: 73 kg



STANDARD



tool holder, 400 mm pneumatic wheels set
and furrowing tool.

BASIC



tool holder, 400 mm pneumatic wheels set,
furrowing tool, pair of 400 mm metal wheels
and single furrow plough.


TOP



tool holder, 400 mm pneumatic wheels set,
furrowing tool, pair of 400 mm metal wheels,
single furrow plough, tine cultivator and
potato digger.



MS 7100/5 CF



Height adjustable handlebar with tool box.

Clutch lever with protection against accidental engaged according to EN 709 safety standard.

Oil bath air filter.

Muffler with supplementary protection according to EN 709.

Powerful engine of 7.0 HP.

24 blades and 2 side discs, durable, with adjustable tilling width up to 80 cm.

Transport system for wheels / tilling rotors with support leg for stationary use.

Transmission with multi-disc clutch and cast iron oil-bath gearbox.

MS 7100/5 CF



Motor: 4 stroke, 1 cylinder, air cooled

Power: 7.0 HP

Fuel: unleaded gasoline

Starter: recoil

Air filter: oil bath

Gear box: 3 gears (2 forward + 1 reverse)

Transmission: with wet multi-disc clutch and cast iron oil-bath gearbox

Rotating tiller: adjustable, 80 cm, 24 blades and lateral discs

Handlebar: vertically adjustable

Weight: 79 kg

STANDARD



tool holder, 400 mm pneumatic wheels set and furrowing tool.

BASIC



tool holder, 400 mm pneumatic wheels set, furrowing tool, pair of 400 mm metal wheels and single furrow plough.

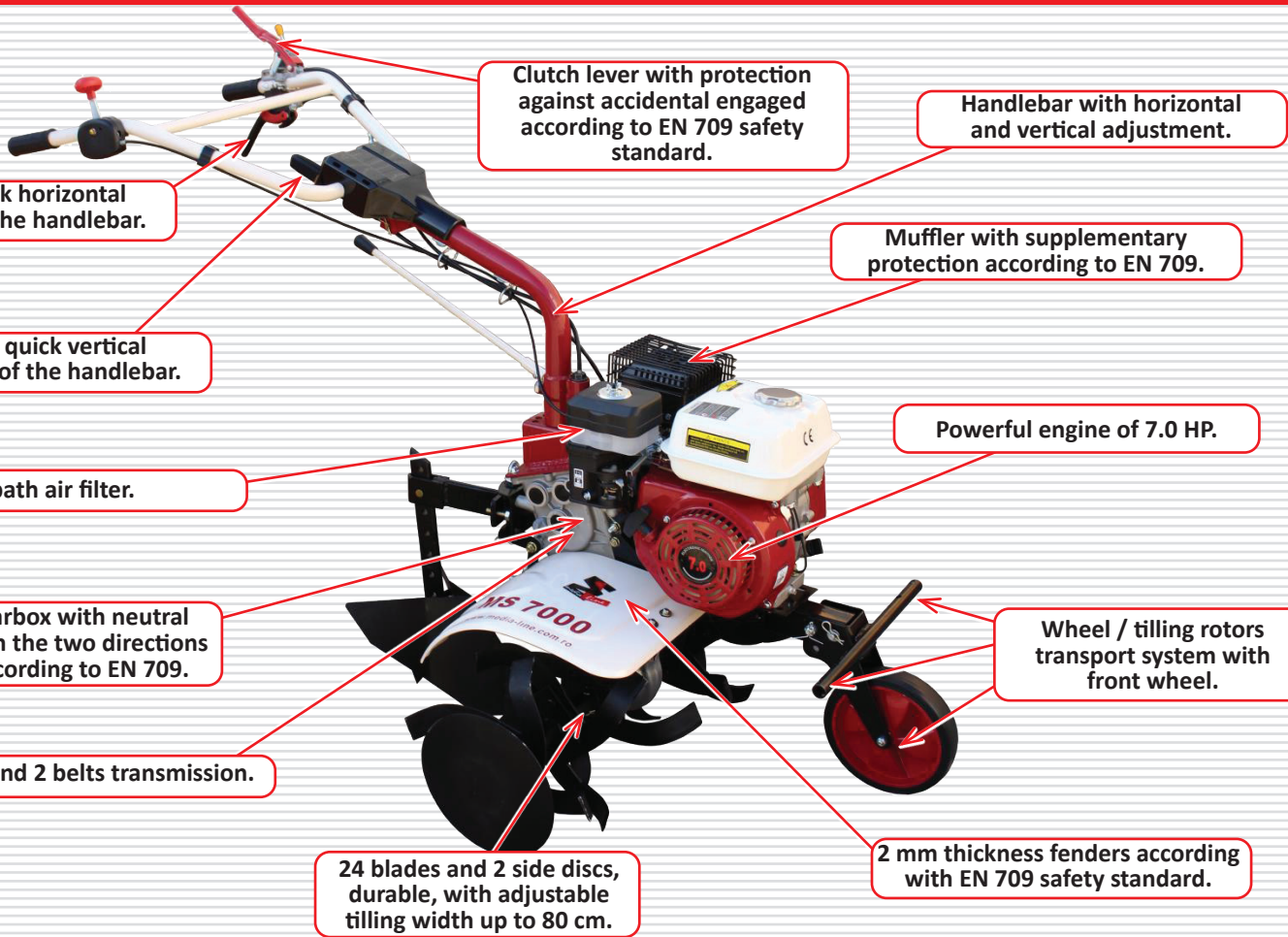
TOP



tool holder, 400 mm pneumatic wheels set, furrowing tool, pair of 400 mm metal wheels, single furrow plough, tine cultivator and potato digger.



MS 7000



Lever for quick horizontal adjustment of the handlebar.

Clutch lever with protection against accidental engaged according to EN 709 safety standard.

Handlebar with horizontal and vertical adjustment.

Lever for quick vertical adjustment of the handlebar.

Muffler with supplementary protection according to EN 709.

Oil bath air filter.

Powerful engine of 7.0 HP.

3-speed gearbox with neutral zone between the two directions of travel according to EN 709.

Wheel / tilling rotors transport system with front wheel.

Chain and 2 belts transmission.

24 blades and 2 side discs, durable, with adjustable tilling width up to 80 cm.

2 mm thickness fenders according with EN 709 safety standard.

MS 7000



Motor: 4 stroke, 1 cylinder, air cooled
Power: 7.0 HP
Fuel: unleaded gasoline
Starter: recoil
Air filter: oil bath
Gear box: 3 gears (2 forward + 1 reverse)
Transmission: with double belt and chain
Rotating tiller: adjustable, 80 cm, 24 blades
and lateral discs
Handlebar: horizontally and vertically adjustable
Weight: 73 kg



STANDARD



tool holder, 400 mm pneumatic wheels set
and furrowing tool.

BASIC



tool holder, 400 mm pneumatic wheels set,
furrowing tool, pair of 400 mm metal wheels
and single furrow plough.

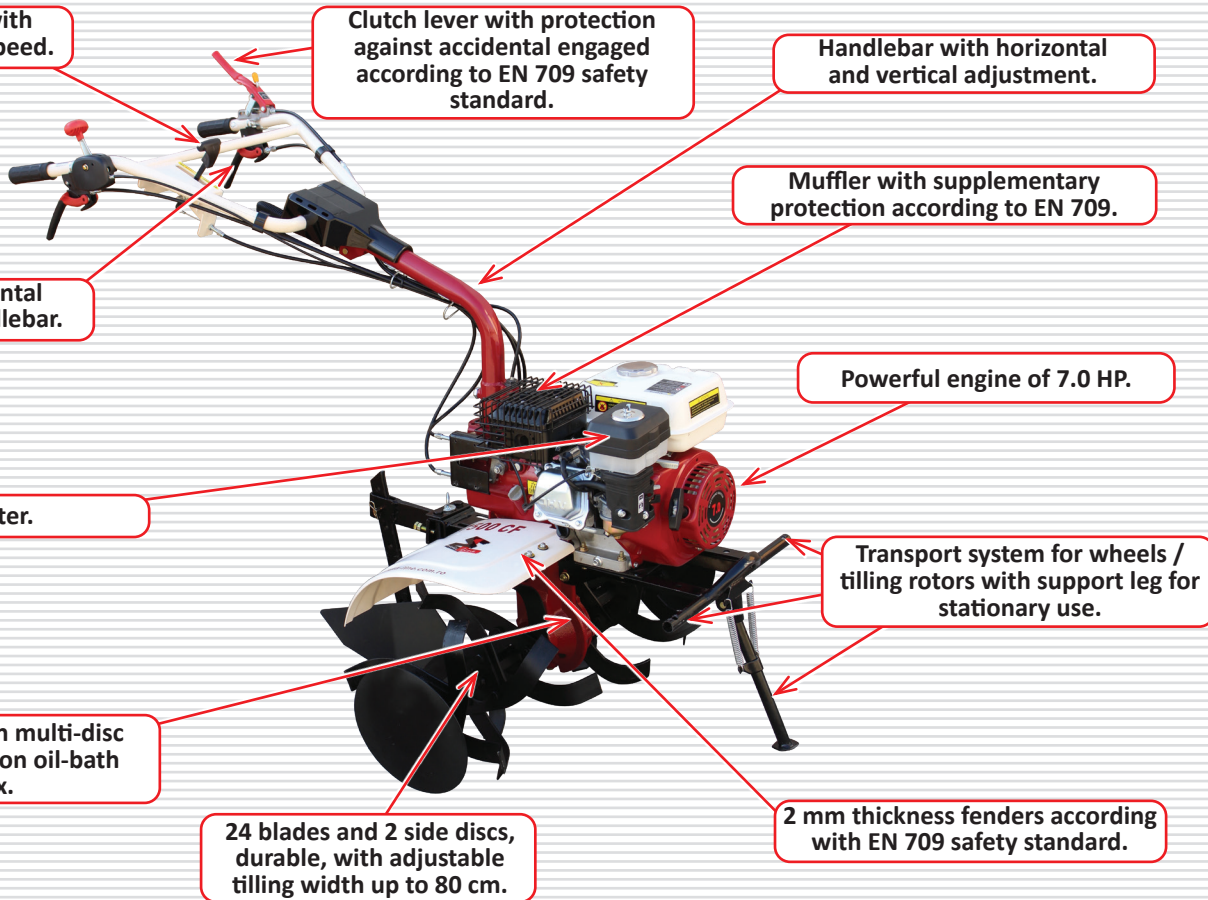
TOP



tool holder, 400 mm pneumatic wheels set,
furrowing tool, pair of 400 mm metal wheels,
single furrow plough, tine cultivator and
potato digger.



MS 7500 CF



Gear lever mechanism with cables for easy changing speed.

Clutch lever with protection against accidental engaged according to EN 709 safety standard.

Handlebar with horizontal and vertical adjustment.

Muffler with supplementary protection according to EN 709.

Lever for quick horizontal adjustment of the handlebar.

Powerful engine of 7.0 HP.

Oil bath air filter.


Transport system for wheels / tilling rotors with support leg for stationary use.

Transmission with multi-disc clutch and cast iron oil-bath gearbox.

24 blades and 2 side discs, durable, with adjustable tilling width up to 80 cm.

2 mm thickness fenders according with EN 709 safety standard.

MS 7500 CF



Motor: 4 stroke, 1 cylinder, air cooled

Power: 7.0 HP

Fuel: unleaded gasoline

Starter: recoil

Air filter: oil bath

Gear box: 3 gears (2 forward + 1 reverse)

Transmission: clutch and cast iron oil-bath gearbox

Rotating tiller: adjustable, 80 cm, 24 blades and lateral discs

Handlebar: horizontally and vertically adjustable

Weight: 79 kg

STANDARD



tool holder, 400 mm pneumatic wheels set and furrowing tool.

BASIC



tool holder, 400 mm pneumatic wheels set, furrowing tool, pair of 400 mm metal wheels and single furrow plough.

TOP





tool holder, 400 mm pneumatic wheels set, furrowing tool, pair of 400 mm metal wheels, single furrow plough, tine cultivator and potato digger.



MS 9500 CF and MS 15000 CF

MS 9500 CF MS 15000 CF



Motor:	4 stroke, 1 cylinder, air cooled	
Power:	10.0 HP	15.0 HP
Fuel:	unleaded gasoline	
Starter:	recoil	
Air filter:	oil bath	
Gear box:	3 gears (2 forward + 1 reverse)	
Transmission:	clutch and cast iron oil-bath gearbox	

Rotating tiller:	adjustable 90 cm 24 blades	adjustable 120 cm 32 blades and lateral discs
Handlebar:	horizontally and vertically adjustable	
Weight:	123 kg	130 kg

STANDARD



tool holder, 560 mm pneumatic wheels set and furrowing tool.

Powerful 10 or 15 HP engine with air filter in oil bath. Transmission with multi-disc clutch and cast iron oil-bath gearbox.

3-speed gearbox: 2 forward (4.7 km/h / 6.5 km/h) + 1 reverse (3.5 km/h).

Handlebar with horizontal and vertical adjustment. Clutch lever with protection against accidental engaged according to EN 709 safety standard. Gear lever mechanism with cables for easy changing speed.

STANDARD



tool holder, 560 mm pneumatic wheels set and furrowing tool.

MS 9500/5 CF and MS 15000/5 CF



MS 9500/5 CF

MS 15000/5 CF



Motor:	4 stroke, 1 cylinder, air cooled	
Power:	10.0 CP	15.0 CP
Fuel:	unleaded gasoline	
Starter:	recoil	
Air filter:	oil bath	
Gear box:	3 gears (2 forward + 1 reverse)	
Transmission:	clutch and cast iron oil-bath gearbox	

Rotating tiller:	adjustable 90 cm 24 blades	adjustable 120 cm 32 blades
Handlebar:	and lateral discs vertically adjustable	
Weight:	123 kg	130 kg



STANDARD



tool holder, 560 mm pneumatic wheels set and furrowing tool.

Powerful 10 or 15 HP engine with air filter in oil bath.
Transmission with multi-disc clutch and cast iron oil-bath gearbox.

3-speed gearbox: 2 forward (4.7 km/h /6.5 km/h) + 1 reverse (3.5 km/h).

Handlebar with vertical adjustment.

Clutch lever with protection against accidental engaged according to EN 709 safety standard.

STANDARD



tool holder, 560 mm pneumatic wheels set and furrowing tool.



TRAILER



400 kg

- Load capacity:** 400 kg
- Braking system:** on drum with foot pedal
- Suspension:** on leafs spring
- Bucket dimensions:** 1170 x 710 x 280 mm
- Wheels:** 4.00 x 12
- Driver's bench:** with tool box
- Shutters:** hinged at the sides and at the back
- Tiltable:** with holding damper
- Frame and platform:** reinforced
- Taillights:** "cat's eyes" on the front and rear shutters



500 kg

- Load capacity:** 500 kg
- Braking system:** on drum with foot pedal
- Suspension:** on leafs spring
- Bucket dimensions:** 1310 x 830 x 310 mm
- Wheels:** 5.00 x 12
- Driver's bench:** with tool box
- Shutters:** hinged at the sides and at the back
- Tiltable:** with holding damper
- Frame and platform:** reinforced
- Taillights:** "cat's eyes" on the front and rear shutters

BRUSHCUTTERS - 2 and 4 STROKES



MC 4328 T

Motor: 1.7 HP
Operating cycle: 2 stroke
Displacement: 43 cm³
Fuel tank capacity: 1.0 l
Tube diameter: 28 mm
Harness: double
Handle: bike
Std. Equipment:
3 tooth blade
Load & go head
Double harness
Blade guard



MC 5228 T

Motor: 2.0 HP
Operating cycle: 2 stroke
Displacement: 52 cm³
Fuel tank capacity: 1.0 l
Tube diameter: 28 mm
Harness: double
Handle: bike
Std. Equipment:
3 tooth blade
Load & go head
Double harness
Blade guard



MC 6228 T

Motor: 3.6 HP
Operating cycle: 2 stroke
Displacement: 62 cm³
Fuel tank capacity: 1.0 l
Tube diameter: 28 mm
Harness: double
Handle: bike
Std. Equipment:
3 tooth blade
Load & go head
Double harness
Blade guard



MC 4T 3128 T

Motor: 1.0 HP
Operating cycle: 4 stroke
Displacement: 31 cm³
Fuel tank capacity: 0.9 l
Tube diameter: 28 mm
Harness: double
Handle: bike
Std. Equipment:
3 tooth blade
Load & go head
Double harness
Blade guard



MCM 4326 E

Motor: 1.7 HP
Operating cycle: 2 stroke
Displacement: 43 cm³
Fuel tank capacity: 1.0 l
Tube diameter: 26 mm
Harness: simple
Handle: ergo
Std. Equipment:
3 tooth blade
Load & go head
Hedgetrimmer - 400 mm
Branchsaw - 30 cm blade & saw
Blade guard





LAWN MOWERS

MG 42 - 150 P

Motor: 3.5 HP
Propulsion: push-type
Cutting width: 42 cm
Cutting height: 25-75 mm
Cutting adjustment: central
Operation mode: 2 in 1
Deck: steel
Front/rear wheels: 18/20 cm
Grass box capacity: 45 L
Weight: 22 kg



MG 42 - 150 S

Motor: 3.5 HP
Propulsion: self-propelled
Cutting width: 42 cm
Cutting height: 25-75 mm
Cutting adjustment: central
Operation mode: 2 in 1
Deck: steel
Front/rear wheels: 18/20 cm
Grass box capacity: 45 L
Weight: 25 kg



MG 48 S

Motor: 4.1 HP
Propulsion: self-propelled
Cutting width: 46 cm
Cutting height: 25-75 mm
Cutting adjustment: central
Operation mode: 5 in 1
Deck: steel
Front/rear wheels: 18/25 cm
Grass box capacity: 55 L
Weight: 31 kg



MG 51 - 173 S

Motor: 4.1 HP
Propulsion: self-propelled
Cutting width: 51 cm
Cutting height: 25-75 mm
Cutting adjustment: central
Operation mode: 5 in 1
Deck: steel
Front/rear wheels: 20/25 cm
Grass box capacity: 65 L
Weight: 41 kg



LAWN MOWERS



MG 53 - 224 S

Motor: 5.9 HP
Propulsion: self-propelled
Cutting width: 53 cm
Cutting height: 25-75 mm
Cutting adjustment: central
Operation mode: 5 in 1
Deck: steel
Front/rear wheels: 20/25 cm
Gross box capacity: 65 L
Weight: 42 kg



MG 53 - 224 SE

Motor: 5.9 HP, electric start with battery Li-ion
Propulsion: self-propelled
Cutting width: 53 cm
Cutting height: 25-75 mm
Cutting adjustment: central
Operation mode: 6 in 1
Deck: steel
Front/rear wheels: 20/25 cm
Gross box capacity: 65 L
Weight: 45 kg



MG 3 - 51 S

Motor: 4.1 HP
Propulsion: self-propelled
Cutting width: 51 cm
Cutting height: 25-75 mm
Cutting adjustment: central
Operation mode: 5 in 1
Deck: steel
Front/rear wheels: 18/25 cm
Gross box capacity: 65 L
Weight: 38 kg



Scarifier - MSA 40

Motor: 6.0 HP
Propulsion: push-type
Cutting width: 40 cm
Cutting depth: 5-15 mm
Cutting adjustment: 6 levels
Blades: 18
Deck: steel
Front/rear wheels: 18/18 cm
Gross box capacity: 45 L
Weight: 34 kg





MOTOR TOOLS - 2 and 4 STROKES

High-pressure washer

MSP 180

Motor: 4.5 HP, 4-stroke
Displacement: 172 cm³
Fuel tank capacity: 1.2 l
Working pressure: 180 bar
Operation mode: 2 in 1
Pressure hose: 7.6 m
Sprayer lance: stainless steel
Weight: 22 kg



Backpack mistblower

AT 4314 B

Motor: 1.7 HP, 2-stroke
Displacement: 42.7 cm³
Fuel tank capacity: 1.3 l
Ignition system: digital
Starting system: recoil
Agent tank: 14 l
Range: >12 m
Handle: ergonomic
Weight: 10 kg



Hand-held Blower

MST 25

Motor: 1.0 HP, 2-stroke
Displacement: 25.4 cm³
Fuel mixture: 25:1
Ignition system: electronic
Fuel tank capacity: 0.45 l
Muffler catalyst: yes
Weight: 4.7 kg



Earth auger

MF 52-3

Motor: 2.1 HP, 2-stroke
Displacement: 52 cm³
Fuel tank capacity: 1.2 l
Clutch: centrifugal
Starting system: recoil
Auger set: 100/150/200 mm
Weight: 17 kg





GEN-SETS

MLG 2500/2

Max. power: 2.2 kVA
Motor power: 7.0 HP
Fuel tank capacity: 15 l
Voltage: 230 V
Starter: recoil
Weight: 45 kg



MLG 3500/2 - MLG 3500E/2

Max. power: 3.0 kVA
Motor power: 7.0 HP
Fuel tank capacity: 15 l
Voltage: 230 V
Starter: recoil / electric
Weight: 46 kg



MLG 6500/2 - MLG 6500E/2

Max. power: 6.5 kVA
Motor power: 15.0 HP
Fuel tank capacity: 25 l
Voltage: 230 V
Starter: recoil / electric
Weight: 89 / 92 kg



MLG 9000 E/2

Max. power: 8.0 kVA
Motor power: 17.0 HP
Fuel tank capacity: 25 l
Voltage: 230 V
Starter: electric
Weight: 92 kg



MLG 9300 E/2

Max. power: 6.5 kVA (1~) / 10.0 kVA (3~)
Motor power: 17.0 HP
Fuel tank capacity: 25 l
Voltage: 230 V (1~) / 400 (3~)
Starter: electric
Weight: 92 kg



MOTORPUMPS (clear water)




WML 10 RK



Motor: 3.0 HP
Max.output height: 9 m
Max flow: 7 m³/h
Intake-output connection: 1" x 1"
Max. intake depth: 6 m
Weight: 12.5 kg

WML 15 RK



Motor: 3.0 HP
Max.output height: 18 m
Max flow: 12 m³/h
Intake-output connection: 1" 1/2 x 1" 1/2
Max. intake depth: 6 m
Weight: 12.5 kg

WML 20 RK



Motor: 7.0 HP
Max.output height: 32 m
Max flow: 30 m³/h
Intake-output connection: 2" x 2"
Max. intake depth: 8 m
Weight: 24 kg

WML 30 RK



Motor: 7.0 HP
Max.output height: 32 m
Max flow: 55 m³/h
Intake-output connection: 3" x 3"
Max. intake depth: 8 m
Weight: 26 kg

TILLER ACCESSORIES

*Pneumatic wheels
400 mm*



Simple furrower




Adjustable furrower




Fixed-tine cultivator




*Metalic wheels
350 mm*




*Metalic wheels
400 mm*



*Metalic wheels 400 mm
for MS 9500 / MS 15000*



*Metalic wheels 500 mm
for MS 9500 / MS 15000*



Simple plough



Reversible plough



*Reversible plough
2 furrows 54 cm*



*Reversible plough
2 furrows 60 cm*



Seeder



Potato digger



DEALER:



**SC MEDIA LINE SRL Str. Octavian, Nr. 37, Sector 3, Bucuresti, Tel: 0728.883.494;
www.media-line.com.ro; E-mail:office@media-line.com.ro
J40/23860/1994; CUI: RO 6560473**